

## Ice Cuber 46kg/24h with 25kg bin - Water self continuous cuber

ITEM # \_\_\_\_\_  
MODEL # \_\_\_\_\_  
NAME # \_\_\_\_\_  
SIS # \_\_\_\_\_  
AIA # \_\_\_\_\_



730566 (FIM50WB)

Ice maker, cube, 46kg/24h, self-contained, 25kg ice collection bin included, water-cooled (ice cube: 33gr) (R452a)

### Short Form Specification

#### Item No.

Plastic flap on the front, top and sides in 304 AISI stainless steel. The ice-making method (spray layering) guarantees compact, hygienically pure ice cubes that are resistant to melting. The metal sprayers are easy to take away, permit a simple flowing and prevent limestone formation. R452A refrigerant. Container capacity Kg: 25.

### Main Features

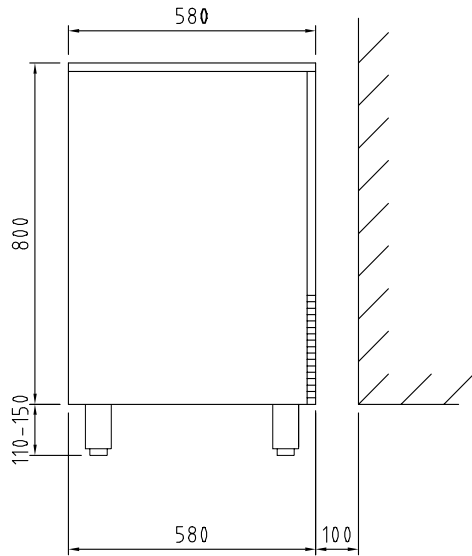
- Fully automatic in operation.
- Operates over a wide range of temperatures.
- Suitable for gravity drain only.
- Rated output is at an ambient air temperature of 21°C and water supply temperature of 15°C.
- Water consumption and productivity calculated using 15°C water temperature and 21°C ambient temperature.
- Model available in water-cooled version.
- The ice-making method (spray layering) guarantees crystalline, compact, hygienically pure ice cubes that are resistant to melting.
- Ice cube cone shape with the trunk sides slightly squashed.
- Bin integrated as standard.
- Compliant to CE requirements for safety.
- Compact dimensions of the ice cubers make them highly suitable for any location, particularly those where space is at a premium.

### Construction

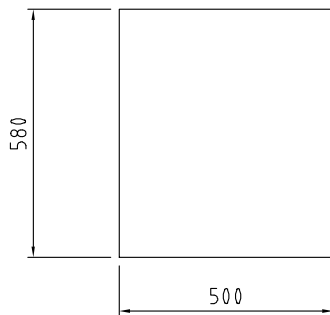
- Plug as standard (schuko type).
- AISI 304 stainless steel exterior.
- Stainless steel spray arms removable without the use of tools.
- The sprayers are easy to take away, permit a simple flowing and prevent limestone formation.
- Internal ice cubes container in ABS.
- Reliability guaranteed by the quality of the construction materials used (plastic flap on the front, top and sides in 304 AISI stainless steel) and the sophisticated product and process technology involved.
- Adjustable feet 110-150 mm.
- Environmentally friendly: R452a as refrigerant gas.

APPROVAL: \_\_\_\_\_

**Side**

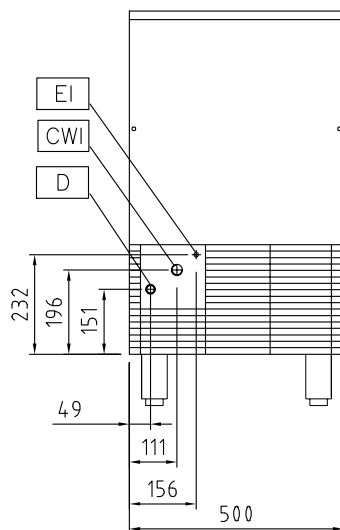


**Top**



**CW11** = Cold Water inlet 1  
(cleaning)  
**D** = Drain  
**EI** = Electrical inlet (power)

**Front**



### Electric

Supply voltage:  
730566 (FIM50WB) 220-240 V/1N ph/50 Hz  
Electrical power max.: 0.5 kW

### Capacity:

Bin capacity: 25 kg

### Key Information:

External dimensions, Width: 500 mm  
External dimensions, Depth: 580 mm  
External dimensions, Height: 910 mm  
Net weight: 56 kg  
Output: 46 kg/day  
Kind of cube: Ice Cube 33 g

### Sustainability

Noise level: 54,2 dBA  
Refrigerant type: R452A